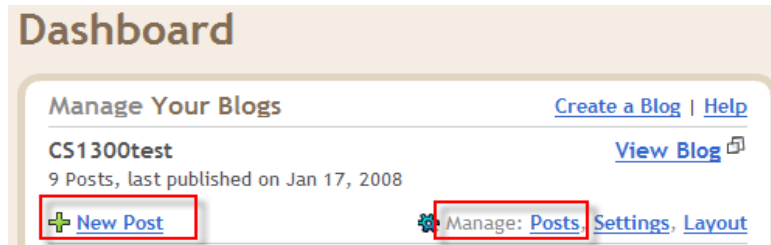


## Uploading a Photo to Blogger

Log in to Blogger, and at the Dashboard, choose New Post to upload photo to a new post or Manage Posts to add to an existing entry:



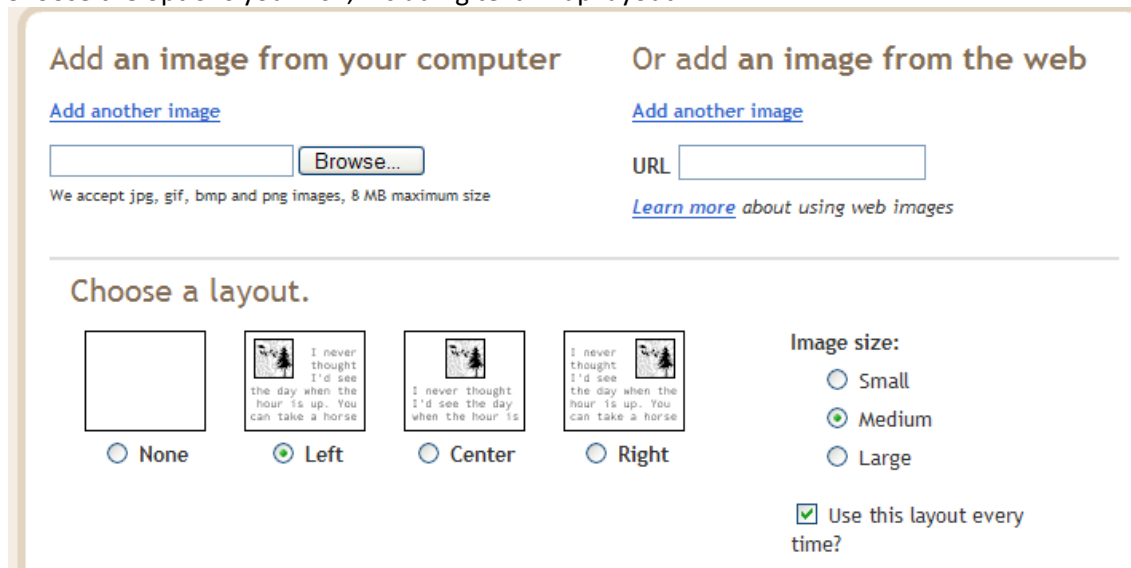
For an existing post, choose the post you want and click on edit to open it



For a new post, you will go directly to the posting window – find the Upload Photo icon:



Choose the options you wish, including text-wrap layout:



Browse to the image:

**Add an image from your computer**

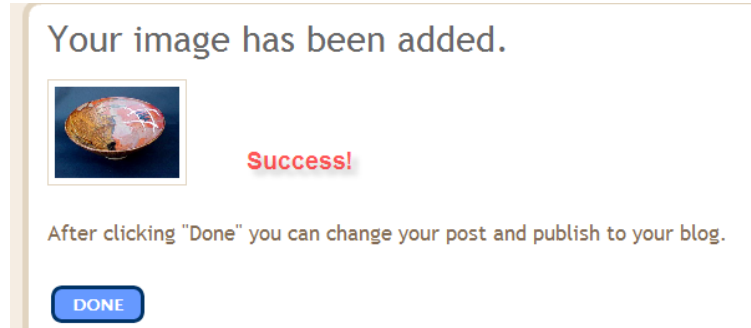
[Add another image](#)

We accept jpg, gif, bmp and png images, 8 MB maximum size

And click Upload:



Success!



Once you click "publish post," your photo remains on that post

